

product
catalogue

Aptos threads
& methods



-3

-2

-1

GMT

0

1

2

3

FACE

CONTOURING

FACE & BODY

ARMOURING

BODY

CONTOURING

universal
·excellence method



face contouring

universal & method of choice

APTOS



Visage

excellence method

Excellence method - Absorbable thread with barbs for lifting and armouring

Visage is a new dawn for minimally invasive aesthetic medicine. The threads have specific barb arrangement.

Each subsequent barb is located in the opposite direction from the previous which allows stronger hypodermis fixation, grouping the tissues on every micro-section of the thread.

APPLICATION AREAS:

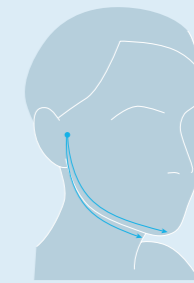
1. brow
2. cheekbone area
3. mental area
4. neck



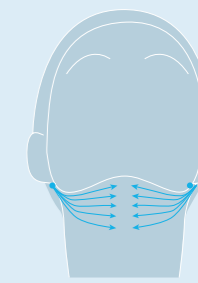
1



2



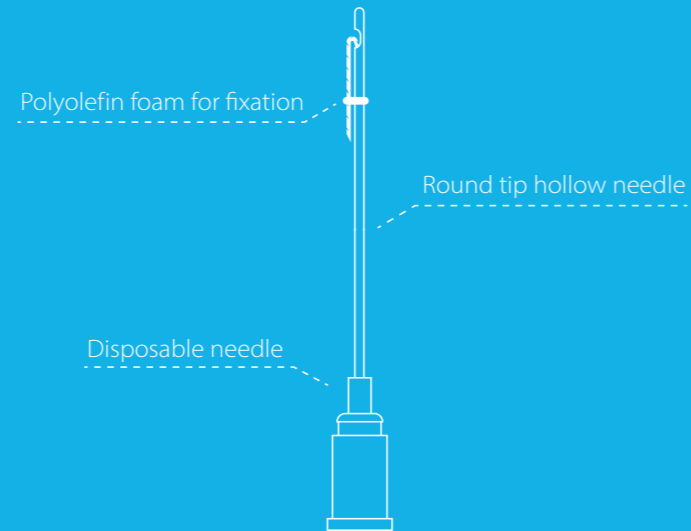
3



4



EXCELLENCE METHOD



In Pack

- P(LA/CL) thread with barbs USP 2/0, EP 3, 190mm-10pcs
- Round tip hollow needle 20Gx150mm, straight - 10pcs
- Round tip hollow needle 23Gx80mm, straight-1pcs
- Lancet point needle 18Gx40mm, straight-1pcs
- Removable needle attachment

method of choice


- needle method
- thread method
- spring method
- linea method



face contouring

universal & method of choice

APTOS



light lift

needle method

Needle method - Absorbable & Non-absorbable threads with microscopic barbs attached to the middle of two needles

The needles have double sharp ends. After putting together, they create single sharp tip, which allows to make one entry point. Double-edged needles allows to pass the thread along any necessary contour and create circles avoiding skin retractions. Such lifting of soft tissues is powerful and reliable. All manipulations are performed without skin cuts. The innovative device allows to stitch soft tissues, to group them and shift to aesthetically favorable position.



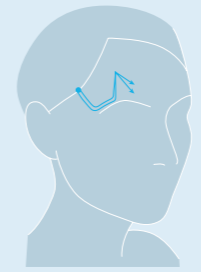
Needle method soft - Absorbable & Non-absorbable threads with straight double-edged blunt tip hollow needles

New double-pointed needle - Its unrivaled flexibility is combined with exceptional bending strength. These qualities allow to even better control injection layers, to minimize effort and reduce tissue trauma. The thread is attached at the end of the needle. The elasticity of new needles allow to fold the ends together to form a single needle tip, for easier injection.

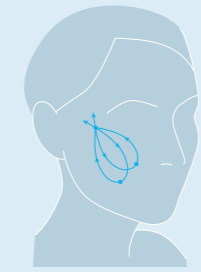


APPLICATION AREAS:

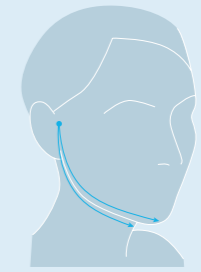
- Needle method**
1. brow
 2. cheekbone area
 3. mental area
 4. submental area



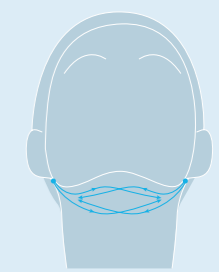
1



2



3



4



light lift

thread method

Thread method - Absorbable & Non-absorbable thread with microscopic barbs fixed from both sides to the two needles

The peculiarity of the double needle is that in this position it has one sharp point. Such a needle after sticking it into the required depth is separated into two, each of them passes through hypodermic tissues in the necessary direction.

The result is powerful, stable and long lasting, and what is more important, it does not require the skin incision. This method is easy in execution, safe, and gives long lasting results.



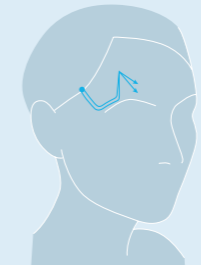
Thread method soft - Absorbable & Non-absorbable threads with straight, blunt tip hollow needles

Renewed design of the needles allow to perform thread lifting procedure easier and more efficiently. Needles are hollow inside and circular in dissection, their flexibility combines with exceptional strength. New features allow to better control depth of injection, to minimize effort and reduce tissue trauma.

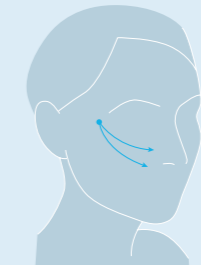


APPLICATION AREAS :

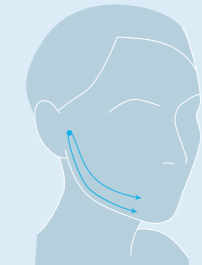
- Thread method**
1. brow
 2. cheekbone area
 3. mental area
 4. submental area



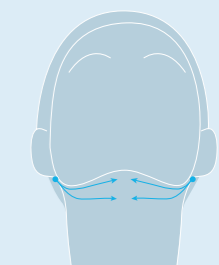
1



2



3



4



NEEDLE METHOD

LLN2G LLN2GS AN2G AN2GS



LLN2G

P(LA/CL) thread with barbs USP 2/0, EP3, 500mm-2pcs
Triangle cutting needle GS1,2x100mm, straight - 4pcs
Standard needle attachment

LLN2GS

P(LA/CL) thread with barbs USP 2/0, EP3, 500mm-2pcs
Blunt tip hollow needle 22Gx110mm, straight - 4pcs
Standard needle attachment

AN2G

Polypropylene thread with barbs USP 2/0, EP3, 500mm-2pcs
Triangle cutting needle GS1,2x100mm, straight - 4pcs
Standard needle attachment

AN2GS

Polypropylene thread with barbs USP 2/0, EP3, 500mm-2pcs
Blunt tip hollow needle 22Gx110mm, straight - 4pcs
Standard needle attachment



THREAD METHOD

LLT2G LLT2GS AT2G AT2GS



LLT2G

P(LA/CL) thread with barbs USP 2/0, EP3, 250mm-2pcs
Triangle cutting needle GS1,0x110mm, straight - 4pcs
Standard needle attachment

LLT2GS

P(LA/CL) thread with barbs USP 2/0, EP3, 250mm-2pcs
Blunt tip hollow needle 22Gx90mm, straight - 4pcs
Standard needle attachment

AT2G

Polypropylene thread with barbs USP 2/0, EP3, 250mm-2pcs
Triangle cutting needle GS1,0x110mm, straight - 4pcs
Standard needle attachment

AT2GS

Polypropylene thread with barbs USP 2/0, EP3, 250mm-2pcs
Blunt tip hollow needle 22Gx90mm, straight - 4pcs
Standard needle attachment





light lift

spring method

Spring method - Absorbable and Non-absorbable monofilament thread spirally wrapped around the needle

The new spring thread has improved shape memory and is implanted by a blunt tip cannula. Thanks to it, the method of thread lifting has become softer and more effective!

Aptos Spring Soft makes it possible to lift corners of the lips, simultaneously participating in contraction and relaxation of the mimic muscles not disfiguring the facial expression.



Spring method soft - Absorbable & Non-absorbable monofilament thread spirally wrapped around the blunt tip hollow needle

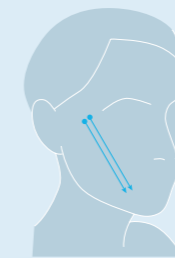
The new spring thread has improved shape memory and is implanted by a blunt tip cannula. Thanks to it, the method of thread lifting has become softer and more effective!

Aptos Spring Soft makes it possible to lift corners of the lips, simultaneously participating in contraction and relaxation of the mimic muscles not disfiguring the facial expression.



APPLICATION AREAS:

- 1. marionette lines



1





light lift

linea method

Linea method - Absorbable monofilament thread with barbs for soft tissue lifting and armouring

Linea is a nonsurgical procedure used for effective correction of age - related changes of the face.

This absorbable monofilament thread with barbs is implanted subcutaneously into soft tissues using a special guiding needle. Thread is left under the skin and the needle is pulled out.

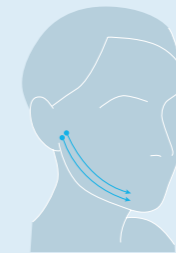
APPLICATION AREAS :

linea method

1. midface
2. lower face
3. mental area



1



2



3



SPRING METHOD

LLS AS ASS



In Pack

LLS

P(LA/CL) thread USP 2/0, EP 3, 440mm spirally wrapped around puncture needle 0.9x90mm, straight - 2pcs
 P(LA/CL) thread USP 2/0, EP 3, 470mm spirally wrapped around puncture needle 1.1x100mm, straight - 2pcs
 Removable needle attachment

AS

Polypropylene thread USP 2/0, EP 3, 440mm spirally wrapped around puncture needle 0.9x90mm, straight - 2pcs
 Polypropylene thread USP 2/0, EP 3, 470mm spirally wrapped around puncture needle 1.1x100mm, straight - 2pcs
 Removable needle attachment

ASS

Polypropylene thread USP 2/0, EP 3, 440mm spirally wrapped around blunt tip hollow needle 0.9x90mm, straight - 2pcs
 Polypropylene thread USP 2/0, EP 3, 470mm spirally wrapped around blunt tip needle 1.1x100mm, straight - 2pcs
 Removable needle attachment



LINEA METHOD

Monofilament thread

Blunt tip hollow needle

Disposable needle



In Pack

P(LA/CL) thread with barbs USP 2/0, EP 3, 120mm-10pcs
 blunt tip needle 1,1x120mm, straight - 1pcs
 Lancet point needle 18Gx40mm, straight-1pcs
 Removable needle attachment

u n i v e r s a l
· excellence method



face & body armouring

universal & method of choice

APTOS



nano

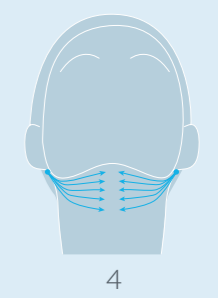
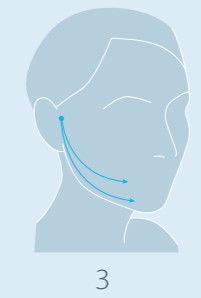
excellence method

Excellence method - Absorbable thread with blunt tip hollow needle

New soft needle easily slides into the subcutaneous layers. The product is designed to correct smaller areas of the face and neck. The threads have specific barb arrangement. They are positioned opposite each other. Each subsequent barb is located in the opposite direction from the previous which allows stronger hypodermis fixation, grouping the tissues on every microsection of the thread.

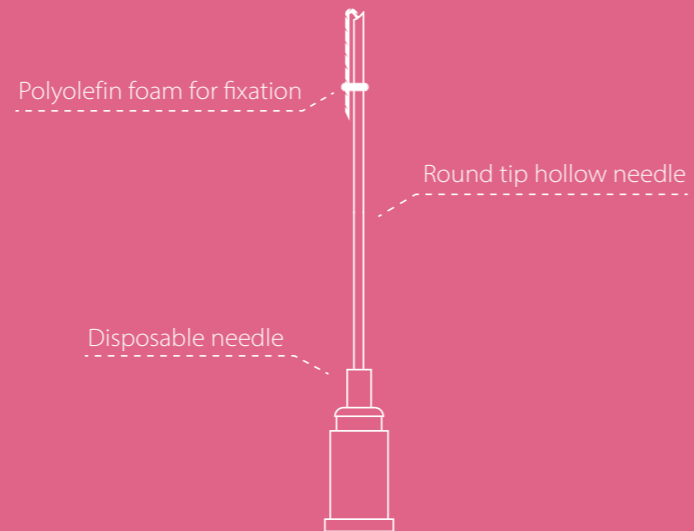
APPLICATION AREAS:

- 1. brow
- 2. cheekbone area
- 3. mental area
- 4. submental area





EXCELLENCE METHOD



P(LA/CL) thread with barbs USP 2/0, EP 3, 70mm-5pcs
 Blunt tip needle 22Gx70mm, straight-5pcs
 Removable needle attachment

method of choice

- spring method
- vitis method



face & body armouring

universal & method of choice

APTOS



nano

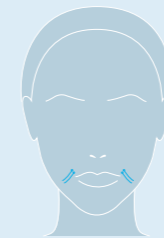
spring method

Spring method - Absorbable spring threads for revitalization and armouring

Spring threads are designed for correction of mimic wrinkles. Nano Spring smooths the skin and never migrates to lateral zones. Wrinkles disappear creating natural look.

APPLICATION AREAS:

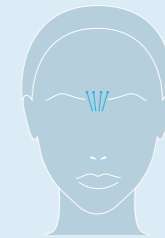
1. marionette lines
2. nasolabial folds
3. interbrow folds
4. wrinkles above the upper lip
5. forehead wrinkles
6. brows
7. nose
8. lip contour



1




2



3



4



5



6



7



8

vitis method

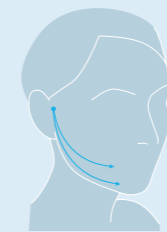
Vitis method - Absorbable monofilament twisted pair threads without barbs for revitalization and armouring

After inserting, threads start untwisting and increasing the volume of the treated area.


Nano Vitis reshapes the surface of the skin and makes it visibly smoother. Wrinkles disappear creating natural look.

APPLICATION AREAS:

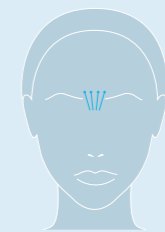
1. mental area
2. nasolabial folds
3. interbrow folds
4. interbrow wrinkles
5. crow's feet
6. forehead wrinkles
7. upper eyelids
8. lower eyelids
9. wrinkles around ears
10. neck
11. décolletage area
12. aging hands



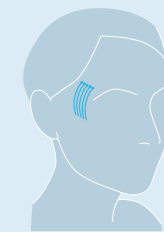
1




2



3, 4



5



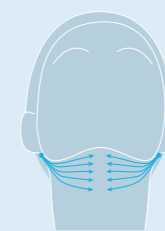
6




7, 8



9



10



11

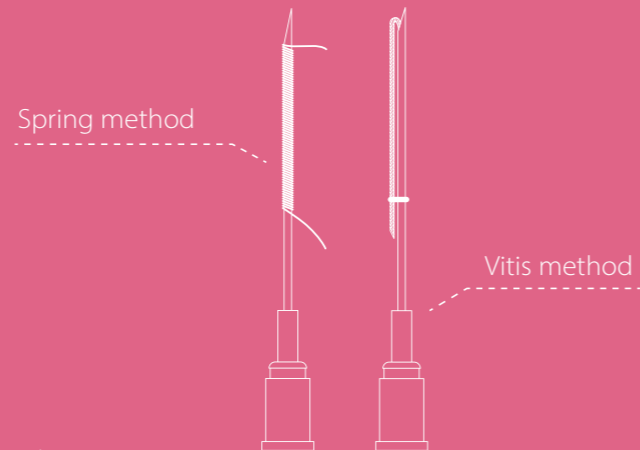


12

nano



SPRING METHOD VITIS METHOD



SPRING METHOD

P(LA/CL) thread with barbs USP 2/0, EP 3, 70mm-5pcs
Blunt tip needle 23Gx70mm, straight-5pcs
Removable needle attachment

VITIS METHOD

P(LA/CL) thread with barbs USP 2/0, EP 3, 70mm-5pcs
Blunt tip needle 22Gx70mm, straight-5pcs
Removable needle attachment

universal
· excellence method



body
contouring
universal & method of choice

APTOS



body

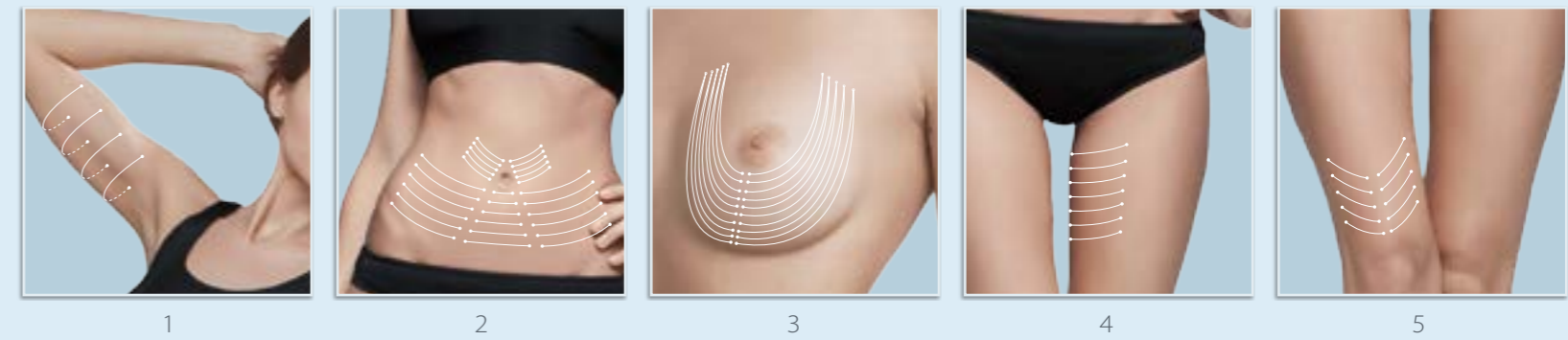
excellence method

Excellence method - Absorbable thread with barbs for rejuvenation

The thread is made specially for body rejuvenation considering skin texture and subcutaneous structure. Application of a long 20 cm thread with barbs allows to perform 3D armouring in areas with sluggish tissue or where ptosis prophylactics is required. The procedure strengthens the tissues and makes the skin elastic and smooth improving its quality.

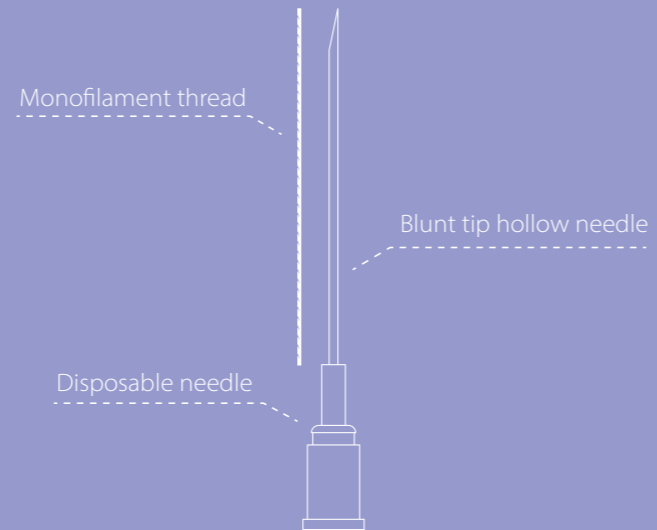
APPLICATION AREAS :

- 1. arms;
- 2. abdomen;
- 3. breast;
- 4. inner thighs;
- 5. area above knee





EXCELLENCE METHOD



In Pack

- P(LA/CL) thread with barbs USP 2/0, EP 3, 240mm-15pcs
- Blunt tip needle 19Gx200mm, straight-2pcs
- Lancet point needle 18Gx40mm, straight-1pcs
- Removable needle attachment

method of choice
 · needle method
 · wire method



body contouring

universal & method of choice

APTOS



body

needle method

wire method

Needle method - Non-absorbable double-pointed needle with polypropylene thread without barbs

To remove the "double-chin", lift the skin and the soft tissues of the neck, to create the contour of maxillar and submaxillar areas it is advised to use the "Hammock" method.

To correct the inborn deformation of an earlap, to create an angle under the earlap and to correct the complications after the unsuccessful facelift Needle method is used to correct inborn.



Wire method - Wire tool with a straight needle

Aptos Wire makes it possible to pass the needle through hypodermic tissues on a closed contour without skin incisions. The method can be used in the general plastic and aesthetic surgery.

Removes wrinkles and folds, atrophic and indrawn scars of the face and body, as well as unevenness of the skin and subcutaneous tissues resulted from an unsuccessful liposuction. The manipulation is carried out without incisions, only through pin punctures, without any filler, using a specially designed device.

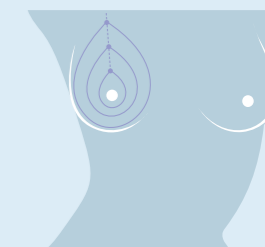
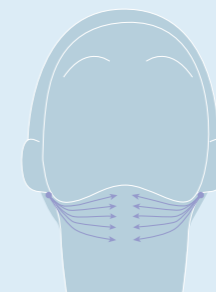
APPLICATION AREAS :

needle method

1. submental area
2. ear form correction
3. breast lifting
4. breast lifting in combination with implant


wire method

1. forehead wrinkles
2. glabellar lines
3. nasolabial folds
4. chin fold





NEEDLE METHOD
WIRE METHOD
DRN



NEEDLE METHOD

Polypropylene thread USP 2/0, EP 3, 1200mm-1pcs
Trocar point needle GRT1.6x150mm, straight-1pcs
Standard needle attachment

WIRE METHOD

Stainless steel wire USP 3/0, EP2, 450mm -1pcs
Trocar point needle 0.8x85mm -1pcs
Standard needle attachmen

DRN

Polypropylene thread USP 0, EP3.5, 1000mm -1pcs
Round tip needle DRN1.1x60mm, 3/8 circle -1pcs
Standard needle attachment

renovating
beauty
without boundaries

